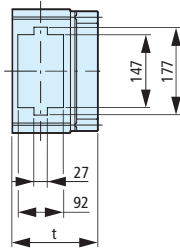
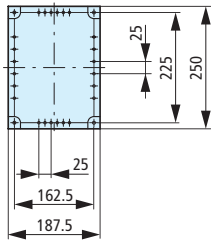


# CI Insulating Material Enclosures Dimensions

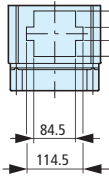
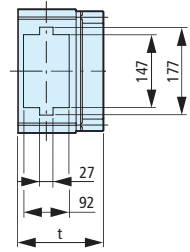
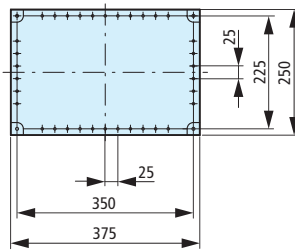
Insulating Material Enclosures

CI enclosures

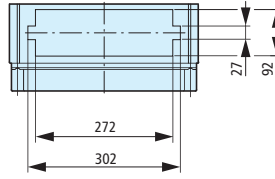
CI23...



CI43...

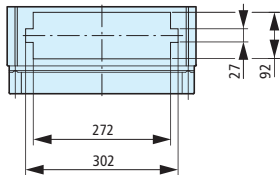
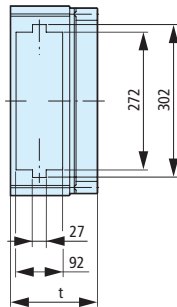
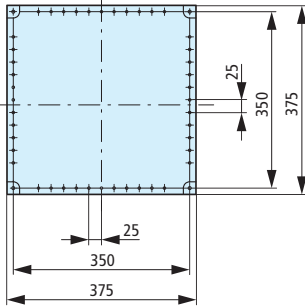


t = 150/175 mm



t = 150/175/225 mm

CI44...



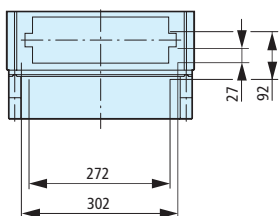
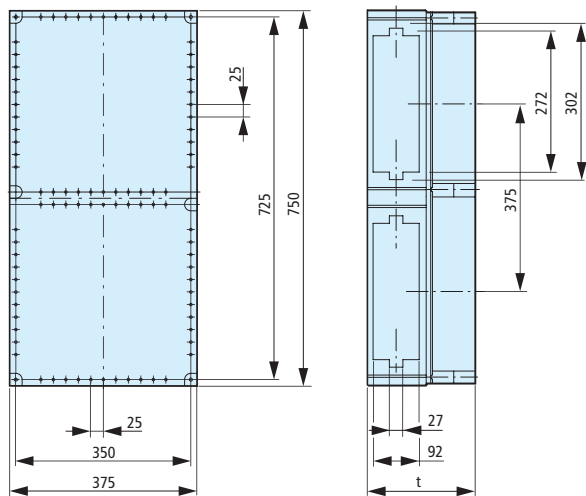
t = 150/175/225/275 mm

# CI Insulating Material Enclosures

## Dimensions

### CI enclosures

CI48...

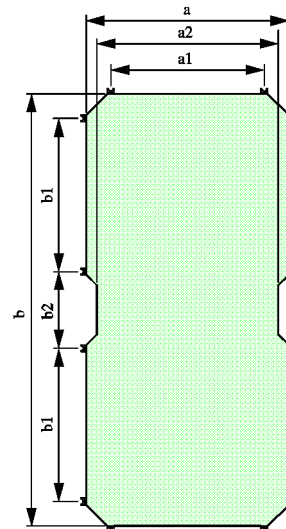
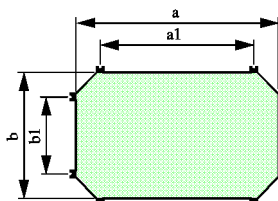


t = 225/275 mm

### Mounting plates

M3-CI...  
IM4-CI...

M3-CI48  
IM4-CI48

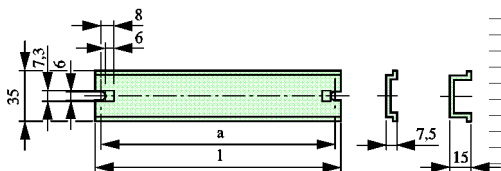


Type	a	b	a1	b1	a2	b2
(I)M3(4)-CI23	142,5	205	62,5	125	-	-
(I)M3(4)-CI43	330	205	250	125	-	-
(I)M3(4)-CI44	330	330	250	250	-	-
(I)M3(4)-CI48	330	705	250	250	296	125

M3... mounting plate: 3 mm thick  
IM4... insulated mounting plate: 4 mm thick

### Top-hat rails

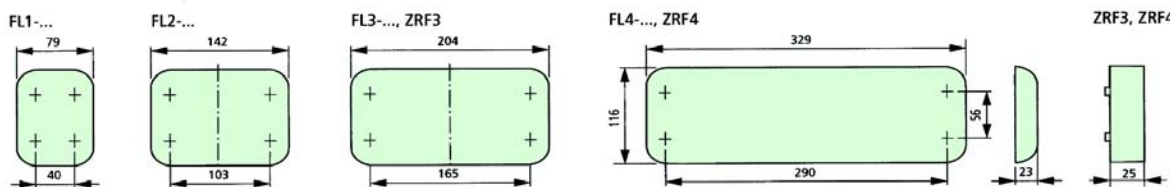
CL...



Type	l	a
CL2	170,5	162,5
CL3	233	225
CL4	358	350
CL2-15	170,5	162,5
CL3-15	233	225
CL4-15	358	350

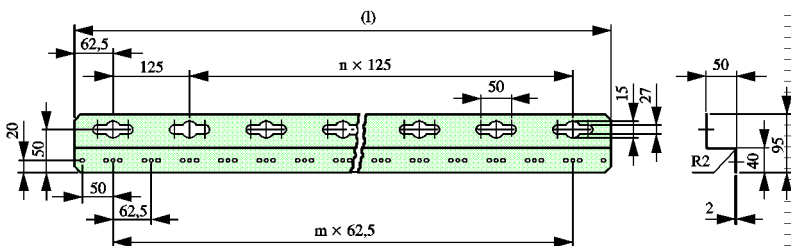
### Flanges

FL1-...



### Wall mounting bracket

W16/32



Type	l	n	m
W4/8	625	4	8
W6/8	875	6	12
W8/16	1125	8	16
W10/20	1375	10	20
W16/32	2125	16	32