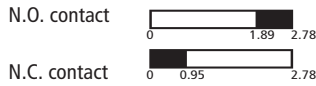


DIL Contactors Travel Diagrams

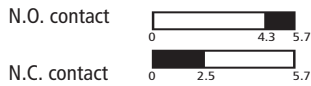
Travel diagrams for contactors

The diagrams show the closing and opening travel of the auxiliary contacts of contactors and modules at no-load. Tolerances are not taken into consideration.

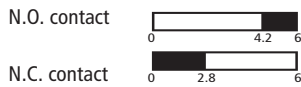
DIL(E)EM(-C)...AC



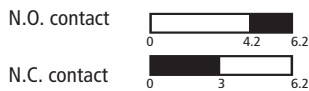
DIL00(A)M(-C); DIL00(A)M(-C) + ...DIL(M)(-C)




DIL0(A)M; DIL0(A)M + ...DIL(M)



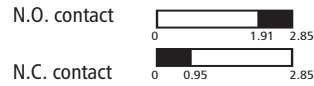
DIL1(A)M; DIL1(A)M + ...DIL(M)



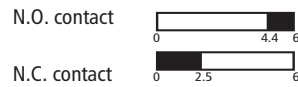
DIL2(A)M; DIL2(A)M + ...DIL(M)



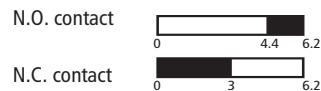
DIL(E)EM(-C)..DC



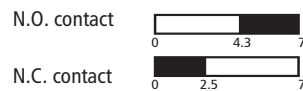
DIL0(A)M + ...SDILM + DILM820-XHI11-SI



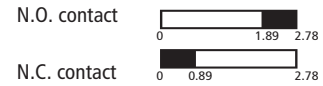
DIL1(A)M + ...SDILM + DILM820-XHI11-SI



DIL2(A)M + ...SDILM + DILM820-XHI11-SI




..DILE(-C)



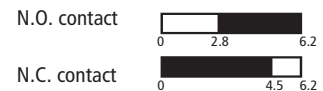
DIL00(A)M(-C) + ...DDILM(-C)




DIL0(A)M + ...DDILM



DIL1(A)M + ...DDILM



DIL2(A)M + ...DDILM

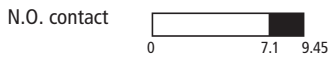


DIL Contactors Travel Diagrams

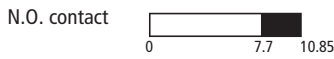
Travel diagrams for contactors

The diagrams show the closing and opening travel of the auxiliary contacts of contactors and modules at no-load. Tolerances are not taken into consideration.

DIL3M80



DIL4M115



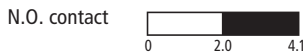
DILM(-C)185/225/250



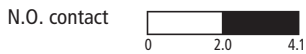
DILM(-C)300/400/500



DILM580/650



DILM750/820



DIL3M80 + DILM820-XHI11



DIL4M115 + DILM820-XHI11



DILM(-C)185/225/250 + DILM820-XHI(C)11



DILM(-C)300/400/500 + DILM820-XHI(C)11



DILM580/650 + DILM820-XHI11



DILM750/820 + DILM820-XHI11



DIL3M80+ DILM820-XHI11V-SI



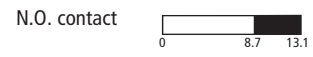
DIL4M115 + DILM820-XHI11V-SI



DILM185/225/250 + DILM820-XHI11V-SI



DILM300/400/500 + DILM820-XHI11V-SI



DILM580/650 + DILM820-XHI11V-SI



DILM750/820 + DILM820-XHI11V-SI

