














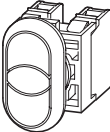











RMQ Titan

Complete Units for Cover Mounting

					Front ring titanium	
	Button plate	Color	Contacts N.O. = normally open N.C. = normally closed ⊕ = Positive opening safety function to IEC/EN 60 947-5-1		Type Article No.	Price see price list
			N.O.	N.C.		
Pushbuttons, IP67, IP69K						
	START	green	1	–		M22-D-G-GB1/K10 109420
	STOP	red	–	1 ⊕		M22-D-R-GB0/K01 109421
	START	green	1	1 ⊕		M22-D-G-GB1/K11 109422
	STOP	red	1	1 ⊕		M22-D-R-GB0/K11 109423
	START	green	1	–		M22-DH-G-GB1/K10 109424
	STOP	red	–	1 ⊕		M22-DH-R-GB0/K01 109425
	START	green	1	1 ⊕		M22-DH-G-GB1/K11 109426
	STOP	red	1	1 ⊕		M22-DH-R-GB0/K11 109427
	START	green	1	–		M22-DP-G-GB1/K10 109428
	STOP	red	–	1 ⊕		M22-DP-R-GB0/K01 109429
	START	green	1	1 ⊕		M22-DP-G-GB1/K11 109430
	STOP	red	1	1 ⊕		M22-DP-R-GB0/K11 109431
Double pushbuttons, IP66						
	START	green	1	–		M22-DDL-GR-GB1/GB0/K11 109432
	STOP	red	–	1 ⊕		
With LED element lens white 85 – 264 V AC	START	green	1	–		M22-DDL-GR-GB1/GB0/K11/230-W 109433
	STOP	red	–	1 ⊕		
Selector switches, black thumb-grip handle, IP66						
Maintained/spring-return function can be changed using M22-XC-Y coding adapters						
	Two position, maintained		1	–		M22-WKV/K10 109434
			1	1 ⊕		M22-WKV/K11 109435
Three position, maintained		2	–		M22-WRK3/K20 216520	
						

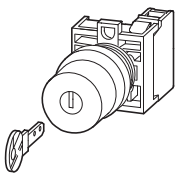

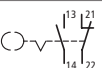
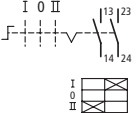
Notes

¹⁾ Switch positions 0, I, II correspond to the position of the selector switch viewed from the front.

RMQ Titan
Complete Units for Cover Mounting

NEMA/UL/CSA 12, 13, 3R, 4X / CE





















Pushbuttons and Stacklights

				Front ring titanium	
Button plate	Color	Contacts N.O. = normally open N.C. = normally closed ⊕ = Positive opening safety function to IEC/EN 60 947-5-1 N.O. N.C.		Type Article No.	Price see price list
Key-operated selector switches, with 1 key, IP66 Maintained/spring-return function and key withdrawability can be changed using M22-XC... coding adapters					
Two position, maintained MS1 lock mechanism 		- 1 ⊕		M22-WRS/K01 109436	
		1 1 ⊕		M22-WRS/K11 216517	
		2 -		M22-WRS3/K20 109437	
Indicating lights, IP 67, 69K					
Flush lens, with LED element 85 – 264 V AC		green		M22-L-G/230-G 109438	
		red		M22-L-R/230-R 109439	
		yellow		M22-L-Y/230-W 109440	
		white		M22-L-W/230-W 109441	
		blue		M22-L-B/230-B 109442	
	Flush lens, with LED element 12 – 30 V AC/DC		green		M22-L-G/G 109443
		red		M22-L-R/R 109444	
		yellow		M22-L-Y/W 109445	
		white		M22-L-W/W 109446	
		blue		M22-L-B/B 109579	
Extended lens, with LED element 85 – 264 V AC			green		M22-LH-G/230-G 109447
		red		M22-LH-R/230-R 109448	
		yellow		M22-LH-Y/230-W 109449	
		white		M22-LH-W/230-W 109450	
		blue		M22-LH-B/230-B 109451	
	Extended lens, with LED element 12 – 30 V AC/DC		green		M22-LH-G/G 109452
		red		M22-LH-R/R 109453	
		yellow		M22-LH-Y/W 109454	
		white		M22-LH-W/W 109455	
		blue		M22-LH-B/B 109456	

RMQ Titan
Complete Units for Cover Mounting

NEMA/UL/CSA 12, 13, 3R, 4X / CE

Pushbuttons and Stacklights

				Front ring titanium	
Button plate	Color	Contacts		Type	Price
		N.O. = normally open N.C. = normally closed ⊕ = Positive opening safety function to IEC/EN 60 947-5-1		Article No.	see price list
		N.O.	N.C.		
Illuminated pushbuttons, IP 67, 69K					
Flush lens, with LED element 85 – 264 V AC		green	1	1 ⊕	M22-DL-G/K11/230-G 109457
		red			M22-DL-R/K11/230-R 109458
		yellow			M22-DL-Y/K11/230-W 109459
		white			M22-DL-W/K11/230-W 109460
		blue			M22-DL-B/K11/230-B 109461
Flush lens, with LED element 12 – 30 V AC/DC		green			M22-DL-G/K11/G 109462
		red			M22-DL-R/K11/R 109463
		yellow			M22-DL-Y/K11/W 109464
		white			M22-DL-W/K11/W 109465
		blue			M22-DL-B/K11/B 109466
Extended lens, with LED element 85 – 264 V AC		green			M22-DLH-G/K11/230-G 109467
		red			M22-DLH-R/K11/230-R 109468
		yellow			M22-DLH-Y/K11/230-W 109469
		white			M22-DLH-W/K11/230-W 109470
		blue			M22-DLH-B/K11/230-B 109471
Extended lens, with LED element 12 – 30 V AC/DC		green			M22-DLH-G/K11/G 109472
		red			M22-DLH-R/K11/R 109473
		yellow			M22-DLH-Y/K11/W 109474
		white			M22-DLH-W/K11/W 109475
		blue			M22-DLH-B/K11/B 109476

