

# Cam Switches, Manual Motor Controllers, Disconnects

## For Three phase Applications

UL / CSA / IEC / CE

Cam Switches, Motor Disconnect Switches

Circuit function diagram	Front Plate No. <sup>4)</sup>	Main contacts (Number of power poles)	Auxiliary contacts	Max. HP rating 50-60 Hz, three-phase UL/CSA	Current rating UL/CSA	For use as
	FS 908	N.O.	N.O. N.C.	200 V HP 230 V HP 460 V HP 575 V HP	A	<b>Cover mounting</b> Padlockable, red handle with yellow cover suitable as Emergency-Stop Front IP 65   <b>Mounting form Article No.</b>  <b>Price</b> see price list
<b>Motor disconnect switch</b>						
	3	0 0		3 3 10 10	14	T0-2-1/... EA/SVB-NA 104476
				5 5 10 15	20	P1-25/... EA/SVB 041097
				7 1/2 10 20 25	30	P1-32/... EA/SVB 081438
				15 15 40 50	60	P3-63/... EA/SVB 031607
				20 25 60 75	100	P3-100/... EA/SVB 074320
	6	0 0		3 3 10 10	14	T0-3-8342/... EA/SVB 029382
				5 7 1/2 15 15	25	T3-3-8342/... EA/SVB 071326
				15 15 40 50	65	T5B-3-8342/... EA/SVB 092308
	8	0 0		3 3 10 10	14	T0-4-8344/... EA/SVB 008267
				5 7 1/2 15 15	25	T3-4-8344/... EA/SVB 008964
				15 15 40 50	65	T5B-4-8344/... EA/SVB 092062

**Notes**

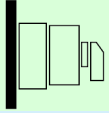
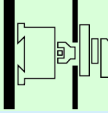
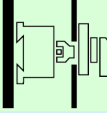
- Surface mounting enclosures are IEC type, totally insulated, corrosion-resistant rated IP 65, NEMA rated 3R, 12.
- All handles supplied in the above combinations are padlockable in the OFF position. Switches with red handles and yellow collars (...SVB) are suitable as Emergency-Stop main disconnect switches per Machinery Directive Standard EN 60 204-1. In applications where the switch is not intended to fulfill the Emergency-Stop function, use black handle and collar (...SVB-SW)
- All switches are in compliance with IEC/EN 947-3 (switch-disconnectors) and are CE marked. For IEC ratings consult Moeller Electric.
- All front plates shown may be exchanged at the time of the order at no extra charge. The prerequisite is that switching angles, the number of positions and the location of position 0 must be identical; → pages 07/052 and 053 for ordering details. English front plates supplied with the switches as shown in the catalog, can be exchanged for their French equivalent by adding the FS... number shown with suffix -F to the switch type (Example: T0-2-1/EA/SVB-NA+FS908-F).
- All switches are UL listed and CSA certified as manual controllers. Additionally evaluated as motor disconnect switches per the intent of the NEC. (T5B-... listed as manual controller only.)

# Cam Switches, Manual Motor Controllers, Disconnects

For Three phase Applications

UL / CSA / IEC / CE

Cam Switches,  
Motor Disconnect Switches

Emergency-Stop device				without Emergency-Stop function					
Surface mounting <sup>1)</sup>		Base mounting		Cover mounting		Surface mounting <sup>1)</sup>		Base mounting	
Padlockable, red handle with yellow collar, suitable as Emergency-Stop		Padlockable, red handle with yellow collar suitable as Emergency-Stop		Padlockable, black handle and collar		Padlockable, black handle and collar		Padlockable, black handle and collar	
									
									
<b>Mounting form</b>	<b>Price</b>	<b>Mounting form</b>	<b>Price</b>	<b>Mounting form</b>	<b>Price</b>	<b>Mounting form</b>	<b>Price</b>	<b>Mounting form</b>	<b>Price</b>
Article No.	see price list	Article No.	see price list	Article No.	see price list	Article No.	see price list	Article No.	see price list
I2/SVB-NA 109939		V/SVB-NA 104482		EA/SVB-SW-NA 109947		I2/SVB-SW-NA 109948		V/SVB-SW-NA 109955	
I2/SVB-NA 255886		V/SVB 055335		EA/SVB-SW 048365		I2/SVB-SW-NA 255885		V/SVB-SW 050738	
I2/SVB-NA 255891		V/SVB 095676		EA/SVB-SW 053111		I2/SVB-SW-NA 255892		V/SVB-SW 055484	
I4/SVB-NA 255897		V/SVB 048218		EA/SVB-SW 057857		I4/SVB-SW-NA 255898		V/SVB-SW 060230	
I5/SVB-NA 255903		V/SVB 088558		EA/SVB-SW 062603		I5/SVB-SW-NA 255904		V/SVB-SW 064976	
I2/SVB-NA 109941		V/SVB 034128		EA/SVB-SW 031755		I2/SVB-SW-NA 109949		V/SVB-SW 036501	
I2/SVB-NA 109942		V/SVB 076072		EA/SVB-SW 073699		I2/SVB-SW-NA 109950		V/SVB-SW 078445	
I4/SVB-NA 109943		V/SVB 092300		EA/SVB-SW 092307		I4/SVB-SW-NA 109951		V/SVB-SW 092299	
I2/SVB-NA 255883		V/SVB 014007		EA/SVB-SW 008268		I2/SVB-SW-NA 109952		V/SVB-SW 008272	
I2/SVB-NA 109945		V/SVB 020598		EA/SVB-SW 008965		I2/SVB-SW-NA 109953		V/SVB-SW 008967	
I4/SVB-NA 109946		V/SVB 092056		EA/SVB-SW 092061		I4/SVB-SW-NA 109954		V/SVB-SW 092055	

# Cam Switches, Manual Motor Controllers, Disconnects

For Three phase Applications

Circuit function diagram	Front Plate No. <sup>5)</sup>	Main contacts (Number of power poles)	Auxiliary contacts	Max. HP rating 50-60 Hz, three-phase UL/CSA	Current rating UL/CSA	For use as
	FS 908	N.O.	N.O. N.C.	200 V HP 230 V HP 460 V HP 575 V HP	A	<b>Cover mounting</b> Padlockable, red handle with yellow collar suitable as Emergency-Stop
						<b>Basic type</b> for ..., insert mounting form
						<b>Mounting form</b> Article No.
						<b>Price</b> see price list
<b>Main disconnect switches with auxiliary contacts</b>						
		3	1 0	3 3 10 10	14	T0-2-15679/... EA/SVB 081588
		3	1 1	5 5 10 15	20	P1-25/... EA/SVB/HI11 091080
				7 1/2 10 20 25	30	P1-32/... EA/SVB/HI11 072567
				15 15 40 50	60	P3-63/... EA/SVB/HI11 019891
				20 25 60 75	100	P3-100/... EA/SVB/HI11 029383
		3	2 1	3 3 10 10	14	T0-3-15683/... EA/SVB 015571
				5 7 1/2 15 15	25	T3-3-15683/... EA/SVB 040478
		6	1 1	3 3 10 10	14	T0-4-15682/... EA/SVB 019892
				5 7 1/2 15 15	25	T3-4-15682/... EA/SVB 054716
				15 15 40 50	65	T5B-4-15682/... EA/SVB 207425

**Notes:**

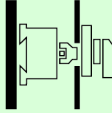
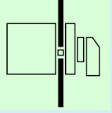
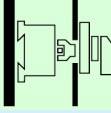
- Surface mounted enclosures are IEC type, totally insulated, corrosion-resistant rated IP 65, NEMA rated 3R, 12.
- All handles supplied with the above combinations are padlockable in the OFF position. Switches with red handles and yellow collars (...SVB) are suitable as Emergency-Stop main disconnect switches per Machinery Directive standard EN 60 204-1. In applications where the switch is not intended to fulfill the Emergency-Stop function, use black handle and collar (...SVB-SW).
- All switches are UL listed and CSA certified as manual controllers, additionally evaluated as motor disconnect switches per the intent of NEC. (T5B-... listed as manual motor controller only).  
All switches are in compliance with IEC/EN 60 947-3 (switch-disconnectors) and are CE marked. For IEC ratings, consult Moeller Electric.
- N.O. auxiliary contacts can be used for load shedding purposes (late-make, early-break characteristic).
- All front plates shown may be exchanged at the time of the order at no extra charge. The prerequisite is that switching angles, the number of positions and the location of position 0 must be identical; → pages 07/052 and 053 for ordering details.  
English front plates supplied with the switches as shown in the catalog, can be exchanged for their French equivalent by adding the FS... number shown with suffix -F to the switch type (Example: T0--2-15679/EA/SVB+FS908-F).

# Cam Switches, Manual Motor Controllers, Disconnects

For Three phase Applications

UL / CSA / IEC / CE

Cam Switches,  
Motor Disconnect Switches

Emergency-Stop device		without Emergency-Stop function		
Surface mounting	Base mounting	Cover mounting	Surface mounting	Base mounting
Padlockable red handle with yellow collar suitable as Emergency-Stop	Padlockable, red handle with yellow collar suitable as Emergency-Stop	Padlockable, black handle and collar	Padlockable, black handle and collar	Padlockable, black handle and collar, coupling drive
				
				
Mounting form Article No.	Mounting form Article No.	Mounting form Article No.	Mounting form Article No.	Mounting form Article No.
<b>Price</b>	<b>Price</b>	<b>Price</b>	<b>Price</b>	<b>Price</b>
see price list	see price list	see price list	see price list	see price list
I2/SVB-NA 109956	V/SVB 086334	EA/SVB-SW 083961	I2/SVB-SW-NA 109962	V/SVB-SW 088707
I2/SVB/HI11-NA 255888	V/SVB/HI11 095826	EA/SVB-SW/HI11 070194	I2/SVB-SW/HI11-NA 255889	V/SVB-SW/HI11 098199
I2/SVB/HI11-NA 255894	V/SVB/HI11 015145	EA/SVB-SW/HI11 012772	I2/SVB-SW/HI11-NA 255895	V/SVB-SW/HI11 017518
I4/SVB/HI11-NA 255901	V/SVB/HI11 024637	EA/SVB-SW/HI11 022264	I4/SVB-SW/HI11-NA 255900	V/SVB-SW/HI11 027010
I5/SVB/HI11-NA 255906	V/SVB/HI11 034129	EA/SVB-SW/HI11 031756	I5/SVB-SW/HI11-NA 255907	V/SVB-SW/HI11 036502
I2/SVB-NA 109957	V/SVB 015634	EA/SVB-SW 015600	I2/SVB-SW-NA 109963	V/SVB-SW 015664
I2/SVB-NA 255912	V/SVB 045224	EA/SVB-SW 042851	I2/SVB-SW-NA <b>109964</b>	V/SVB-SW 047597
I2/SVB-NA 109959	V/SVB 024638	EA/SVB-SW 022265	I2/SVB-SW-NA 109965	V/SVB-SW 027011
I2/SVB-NA 109960	V/SVB 059462	EA/SVB-SW 057089	I2/SVB-SW-NA 109966	V/SVB-SW 061835
I4/SVB-NA 109961	V/SVB 207427	EA/SVB-SW 207426	I4/SVB-SW-NA 109967	V/SVB-SW 207428

# Cam Switches, Manual Motor Controllers, Disconnects

UL / CSA / IEC / CE

For Three phase Applications

Cam Switches, Motor Disconnect Switches

Circuit function diagram	Front Plate No. <sup>3)</sup>	Main contacts (Number of power poles)	Auxiliary contacts	Max. HP rating 50-60 Hz, three-phase UL/CSA	Current rating UL/CSA		Cover mounting			
		N.O.	N.O. N.C.	200 V HP 230 V HP 460 V HP 575 V HP	A	Basic type for ..., insert mounting form	 Mounting form Article No. Price see price list			
<b>On-Off switches</b>										
	3	0	0	3	3	10	10	14	T0-2-1/...	E-NA 104475
				5	5	10	15	20	P1-25/...	E 038724
				7 1/2	10	20	25	30	P1-32/...	E 079065
				15	15	40	50	60	P3-63/...	E 026861
				20	25	60	75	100	P3-100/...	E 067201
	6	0	0	3	3	10	10	14	T0-3-8342/...	E 043624
				5	7 1/2	15	15	25	T3-3-8342/...	E 045225
				15	15	40	50	65	T5B-3-8342/...	E 092310
	8	0	0	3	3	10	10	14	T0-4-8344/...	E 014000
				5	7 1/2	15	15	25	T3-4-8344/...	E 020593
				15	15	40	50	65	T5B-4-8344/...	E 092064

**Notes:**

- Surface mounting enclosures are IEC type, totally insulated, corrosion-resistant, rated IP 65, NEMA rated 3R, 12.
- Above switches are identical to the selection on pages 07/020 and 021, except that the associated handle is not padlockable. Exception: P3-.../VS can be padlocked in the OFF position. All above handles are black with light-gray front plate.
- All front plates shown may be exchanged at the time of the order at no extra charge. The prerequisite is that switching angles, the number of positions and the location of position 0 must be identical; → pages 07/052 and 053 for ordering details. English front plates supplied with the switches as shown in the catalog, can be exchanged for their French equivalent by adding the FS... number shown with suffix -F to the switch type (Example: T0-2-1/E-NA+FS908-F).

# Cam Switches, Manual Motor Controllers, Disconnects

UL / CSA / IEC / CE

For Three phase Applications

Cam Switches,  
Motor Disconnect Switches

Center mounting 22.5 mm opening		Surface mounting Enclosure <sup>1)</sup> <small>totally insulated</small>		Base mounting with cover		Base mounting with cover mounted handle and coupling drive	
Mounting form Article No.	Price see price list	Mounting form Article No.	Price see price list	Mounting form Article No.	Price see price list	Mounting form Article No.	Price see price list
<b>EZ-NA</b> 104477		<b>I2-NA</b> 109880		<b>IVS-NA</b> 109894		<b>Z-NA</b> 104483	
<b>EZ</b> 041250		<b>I2-NA</b> 255884		<b>IVS</b> 052962		<b>Z</b> 057708	
<b>EZ</b> 048369		<b>I2-NA</b> 255890		<b>IVS</b> 093303		<b>Z</b> 098049	
–		<b>I4-NA</b> 255896		<b>IVS</b> 041099		<b>Z</b> 050591	
–		<b>I5-NA</b> 255902		<b>IVS</b> 081439		<b>Z</b> 090931	
<b>EZ</b> 045997		<b>I2-NA</b> 109969		<b>IVS</b> 050743		<b>Z</b> 055489	
<b>EZ</b> 047598		<b>I2-NA</b> 109970		–		<b>Z</b> 052344	
–		<b>I4-NA</b> 109971		–		<b>Z</b> 092297	
<b>EZ</b> 014002		<b>I2-NA</b> 109972		<b>IVS</b> 014006		<b>Z</b> 014009	
<b>EZ</b> 020595		<b>I2-NA</b> 109973		–		<b>Z</b> 020600	
–		<b>I4-NA</b> 109974		–		<b>Z</b> 092053	

### Cam Switches, Manual Motor Controllers, Disconnects

For Three phase Applications

Circuit function diagram	Front plate No. <sup>3)</sup>	Main contacts (Number of power poles)	Auxiliary contacts	Max. HP rating 50-60 Hz, three-phase UL/CSA	Current rating UL/CSA		Cover mounting
	FS 908	N.O.	N.O. N.C.	200 V HP 230 V HP 460 V HP 575 V HP	A	Basic type for ..., insert mounting form	 Mounting form Article No. Price see price list
<b>ON-OFF switches with auxiliary contacts</b>							
		3	1 0	3 3 10 10	14	T0-2-15679/...	E 029387
		3	1 1	5 5 10 15	20	P1-25/...	E/HI11 045998
				7 1/2 10 20 25	30	P1-32/...	E/HI11 062609
				15 15 40 50	60	P3-63/...	E/HI11 079220
				20 25 60 75	100	P3-100/...	E/HI11 069574
		3	2 1	3 3 10 10	14	T0-3-15683/...	E 016619
				5 7 1/2 15 15	25	T3-3-15683/...	E 014377
		6	1 1	3 3 10 10	14	T0-4-15682/...	E 010405
				5 7 1/2 15 15	25	T3-4-15682/...	E 023869
				15 15 40 50	65	T5B-4-15682/...	E 207424
<b>ON-OFF switches, used as Emergency-Stop switches</b>							
		3	0 0	3 3 10 10	14	T0-2-1/...	E-RT-NA 109904
	FS 908 GE			5 5 10 15	20	P1-25/...	E-RT 002388
				7 1/2 10 20 25	30	P1-32/...	E-RT 003197
				15 15 40 50	60	P3-63/...	E-RT 005743
				20 25 60 75	100	P3-100/...	E-RT 007189

**Notes:**

- Surface mounted enclosures are IEC type, totally insulated, corrosion-resistant rated IP 65, NEMA rated 3R, 12.
- On-Off switches with auxiliary contacts have black handle with light gray nameplate, On-Off switches used as Emergency-Stop have a red handle with yellow back frame. Above handles are not lockable. Exception: P3-.../IVS(-RT) can be padlocked in the OFF position.
- All front plates shown may be exchanged at the time of the order at no extra charge. The prerequisite is that switching angles, the number of positions and the location of position 0 must be identical; → pages 07/052 and 053 for ordering details. English front plates supplied with the switches as shown in the catalog, can be exchanged for their French equivalent by adding the FS... number shown with suffix -F to the switch type (Example: T0-2-15679-E+FS908-F).

# Cam Switches, Manual Motor Controllers, Disconnects

For Three phase Applications




UL / CSA / IEC / CE

Cam Switches,  
Motor Disconnect Switches

Center mounting 22.5 mm opening		Surface mounting Enclosure <sup>1)</sup> <small>totally insulated</small>		Base mounting with cover		Base mounting with cover mounted handle and coupling drive	
Mounting form Article No.	Price  see price list	Mounting form Article No.	Price  see price list	Mounting form Article No.	Price  see price list	Mounting form Article No.	Price  see price list
<b>EZ</b> 031760		<b>I2-NA</b> 109885		<b>IVS</b> 036506		<b>Z</b> 041252	
<b>EZ/HI11</b> 048371		<b>I2/HI11-NA</b> 109886		<b>IVS/HI11</b> 053117		<b>Z/HI11</b> 057863	
<b>EZ/HI11</b> 064982		<b>I2/HI11-NA</b> 109887		<b>IVS/HI11</b> 069728		<b>Z/HI11</b> 074474	
-		<b>I4/HI11-NA</b> 109888		<b>IVS/HI11</b> 081593		<b>Z/HI11</b> 086339	
-		<b>I5/HI11-NA</b> 109889		<b>IVS/HI11</b> 091085		<b>Z/HI11</b> 093304	
<b>EZ</b> 016658		<b>I2-NA</b> 109979		<b>IVS</b> 016722		<b>Z</b> 016843	
<b>EZ</b> 040480		<b>I2-NA</b> 109980		-		<b>Z</b> 019123	
<b>EZ</b> 012778		<b>I2-NA</b> 109981		<b>IVS</b> 017524		<b>Z</b> 022270	
<b>EZ</b> 026242		<b>I2-NA</b> 109982		-		<b>Z</b> 030988	
-		<b>I4-NA</b> 109983		-		<b>Z</b> 207429	
-		<b>I2-RT-NA</b> 109911		<b>IVS-RT-NA</b> 109918		-	
-		<b>I2-RT-NA</b> 255887		<b>IVS-RT</b> 013140		-	
-		<b>I2-RT-NA</b> 255893		<b>IVS-RT</b> 022632		-	
-		<b>I4-RT-NA</b> 255899		<b>IVS-RT</b> 045845		-	
-		<b>I5-RT-NA</b> 255905		<b>IVS-RT</b> 086185		-	



## Cam Switches For Three phase Applications

Circuit function diagram	Front plate No. <sup>3)</sup>	Main contacts (Number of power poles)	Max. HP rating 50-60 Hz, three-phase UL/CSA				Current rating UL/CSA	Basic type for ..., insert mounting form	Cover mounting
		N.O.	200 V HP	230 V HP	460 V HP	575 V HP	A	for ..., insert mounting form	Mounting form Article No. Price see price list
<b>Change-over switches with OFF position</b>									
Positions are maintained									
	3	3	3	10	10	14	T0-3-8212/...	E 029353	
		5	7 1/2	15	15	25	T3-3-8212/...	E 068956	
		15	15	40	50	65	T5B-3-8212/...	E 092386	
<b>Change-over switches with OFF position</b>									
Positions are spring-returned to OFF									
	3	3	3	10	10	14	T0-3-8216/...	E 024609	
		5	7 1/2	15	15	25	T3-3-8216/...	E 023870	
<b>Change-over switches without OFF position</b>									
Positions are maintained									
	3	3	3	10	10	14	T0-3-8222/...	E 048339	
		5	7 1/2	15	15	25	T3-3-8222/...	E 052346	
		15	15	40	50	65	T5B-3-8222/...	E 092378	

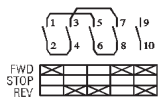

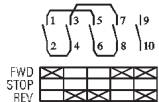

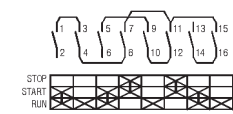

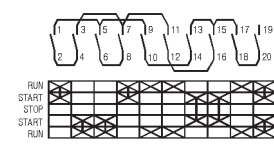

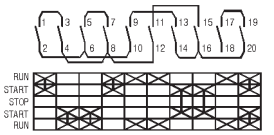

# Cam Switches For Three phase Applications

UL / CSA / IEC / CE

Cam Switches,  
Motor Disconnect Switches

Center mounting 22.5 mm opening		Surface mounting Enclosure <sup>1)</sup> <small>totally insulated</small>		Base mounting with cover		Base mounting with cover mounted handle and coupling drive	
Mounting form Article No.	Price see price list	Mounting form Article No.	Price see price list	Mounting form Article No.	Price see price list	Mounting form Article No.	Price see price list
EZ 057829		I2-NA 109984		IVS 079186		Z 036473	
EZ 003080		I2-NA 109985		-		Z 071329	
-		I4-NA 109986		-		Z 092383	
EZ 086307		I2-NA 109987		IVS 050713		Z 055466	
EZ 001077		I2-NA 109988		-		Z 026243	
EZ 015118		I2-NA 109989		IVS 060205		Z 088686	
EZ 001069		I2-NA 109990		-		Z 057092	
-		I4-NA 109991		-		Z 092375	
EZ 029356		-		IVS 067324		Z 010380	
EZ 004506		-		-		Z 078449	

# Cam Switches For Three phase Applications

Circuit function diagram	Front plate No. <sup>3)</sup>	Main contacts (Number of power poles)	Max. HP rating 50-60 Hz, three-phase UL/CSA	Current rating UL/CSA	Basic type	Cover mounting				
		N.O.	200 V HP	230 V HP	460 V HP	575 V HP	A	for ..., insert mounting form	Mounting form Article No.	Price see price list
<b>Reversing switch with STOP position</b>										
		3	3	3	10	10	14	T0-3-8401/...	E-NA 104646	
			5	7 1/2	15	15	25	T3-3-8401/...	E-NA 104779	
			15	15	40	50	63	T5B-3-8401/...	E-NA 109992	
<b>With spring-return from both directions to STOP</b>										
		3	3	3	10	10	14	T0-3-8228/...	E-NA 104622	
			5	7 1/2	15	15	25	T3-3-8228/...	E-NA 104775	
			15	15	40	50	63	T5B-3-8228/...	E-NA 109993	
<b>Star-delta switches</b>										
		3	3	3	10	10	14	T0-4-8410/...	E-NA 104669	
			5	7 1/2	15	15	25	T3-4-8410/...	E-NA 104790	
			15	15	40	50	65	T5B-4-8410/...	E-NA 109994	
<b>Reversing star-delta switches for 2 directions</b>										
		3	3	3	10	10	14	T0-5-15876/...	E-NA 104686	
			5	7 1/2	15	15	25	T3-5-15876/...	E-NA 104802	
		3	15	15	40	50	65	T5B-5-15876/...	E-NA 109995	

**Notes:**

- 1) Surface mounting enclosures are IEC type, totally insulated, corrosion resistant rated IP 65, NEMA rated 3R, 12.
- 2) Above switches have black handle with light gray nameplate.
- 3) All front plates shown may be exchanged at the time of the order at no extra charge. The prerequisite is that switching angles, the number of positions and the location of position 0 must be identical; → pages 07/052 and 053 for ordering details. English front plates supplied with the switches as shown in the catalog, can be exchanged for their French equivalent by adding the FS... number shown with suffix -F to the switch type (Example: T0-3-8401/E-NA+FS1665-F).

# Cam Switches


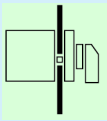
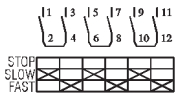

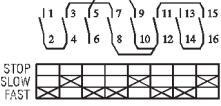

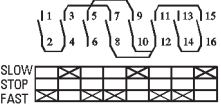

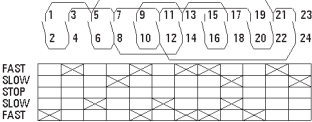


## For Three phase Applications

UL / CSA / IEC / CE

Cam Switches,  
Motor Disconnect Switches

Center mounting 22.5 mm opening		Surface mounting Enclosure 1) <small>totally insulated</small>		Base mounting with cover		Base mounting with cover mounted handle and coupling drive	
Mounting form Article No.	Price see price list	Mounting form Article No.	Price see price list	Mounting form Article No.	Price see price list	Mounting form Article No.	Price see price list
EZ-NA 104647		I2-NA 109996		IVS-NA 110006		Z-NA 104649	
EZ-NA 104780		I2-NA 109997		-		Z-NA 104782	
-		I4-NA 109998		-		Z-NA 110011	
EZ-NA 104623		I2-NA 109999		IVS-NA 110007		Z-NA 104625	
EZ-NA 104776		I2-NA 110000		-		Z-NA 104778	
-		I4-NA 110001		-		Z-NA 110012	
EZ-NA 104670		I2-NA 110002		IVS-NA 110008		Z-NA 104672	
EZ-NA 104791		I2-NA 110003		-		Z-NA 104793	
-		I4-NA 110004		-		Z-NA 110013	
EZ-NA 104687		-		IVS-NA 110009		Z-NA 104688	
EZ-NA 104803		I2-NA 110005		-		Z-NA 104804	
-		-		-		Z-NA 110010	

# Cam Switches For Three phase Application

Circuit function diagram	Front Plate No. <sup>3)</sup>	Main contacts (Number of power poles)	Max. HP rating 50-60 Hz, three-phase UL/CSA	Current rating UL/CSA		Cover mounting					
											
		N.O.	200 V HP	230 V HP	460 V HP	575 V HP	A	Basic type for ..., insert mounting form		Mounting form Article No.	Price see price list
<b>Multi-speed switches</b>											
<b>Two-speed, non-reversing for two separate windings</b>											
		3	3	3	10	10	14	T0-3-8451/...	E-NA 104650		
			5	7 1/2	15	15	25	T3-3-8451/...	E-NA 104783		
			15	15	40	50	65	T5B-3-8451/...	E-NA 110014		
<b>Two-speed, non-reversing for one tapped winding</b>											
		3	3	3	10	10	14	T0-4-8440/...	E-NA 104673		
			5	7 1/2	15	15	25	T3-4-8440/...	E-NA 104794		
			15	15	40	50	65	T5B-4-8440/...	E-NA 110015		
		3	3	3	10	10	14	T0-4-8441/...	E-NA 104677		
			5	7 1/2	15	15	25	T3-4-8441/...	E-NA 104798		
			15	15	40	50	65	T5B-4-8441/...	E-NA 110016		
<b>Reversing multi-speed switches</b>											
<b>Two-speed, for one tapped winding</b>											
		3	3	3	10	10	14	T0-6-15866/...	E-NA 104710		
			5	7 1/2	15	15	25	T3-6-15866/...	E-NA 104812		
		3	15	15	40	50	65	T5B-7-15866/...	E-NA 110017		

**Notes:**

- 1) Surface mounting enclosures are IEC type, totally insulated, corrosion-resistant rated IP 65, NEMA 3R, 12.
- 2) Above switches have black handle with light gray nameplate.
- 3) All front plates shown may be exchanged at the time of the order at no extra charge. The prerequisite is that switching angles, the number of positions and the location of position 0 must be identical; → pages 07/052 and 053 for ordering details. English front plates supplied with the switches as shown in the catalog, can be exchanged for their French equivalent by adding the FS... number shown with suffix -F to the switch type (Example: T0-3-8451/E-NA+FS16052-F).

# Cam Switches For Three phase Applications

UL / CSA / IEC / CE

Cam Switches,  
Motor Disconnect Switches

Center mounting 22.5 mm opening		Surface mounting Enclosure 1) <small>totally insulated</small>		Base mounting with cover		Base mounting with cover mounted handle and coupling drive	
Mounting form Article No.	Price see price list	Mounting form Article No.	Price see price list	Mounting form Article No.	Price see price list	Mounting form Article No.	Price see price list
EZ-NA 104651		I2-NA 110018		IVS-NA 110027		Z-NA 104653	
EZ-NA 104784		I2-NA 110019		-		Z-NA 104786	
-		I4-NA 110020		-		Z-NA 110031	
EZ-NA 104674		I2-NA 110021		IVS-NA 110028		Z-NA 104676	
EZ-NA 104795		I2-NA 110022		-		Z-NA 104797	
-		I4-NA 110023		-		Z-NA 110032	
EZ-NA 104678		I2-NA 110024		IVS-NA 110029		Z-NA 104680	
EZ-NA 104799		I2-NA 110025		-		Z-NA 104801	
-		I4-NA 110026		-		Z-NA 110033	
EZ-NA 104711		-		IVS-NA 110030		Z-NA 104712	
EZ-NA 104813		-		-		Z-NA 104814	
-		-		-		Z-NA 110034	