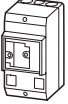



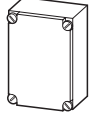





## System PKZ 0 Motor Protectors Insulated Enclosures

	Degree of protection	For use with	Type	Price	
			Article No.	see price list	
<b>Insulated enclosures for surface mounting</b>					
for motor protectors					
	cover with opening dimensioned to accommodate front of motor protector	IP 40 UL/NEMA/ CSA 1	PKZM0-... +NHI or AGM +U or A +NHI-E +L-PKZ0 (2 pieces)	<b>CI-K2-PKZ0-NA</b> 072903	Includes ground terminal connection, smooth sided base with drill starts
	with black/grey handle	IP 55 UL/NEMA/ CSA 12, 3R	PKZM0-... +NHI or AGM +U or A +NHI-E +L-PKZ0 (2 pieces)	<b>CI-K2-PKZ0-NA-G</b> 262680	
	with red/yellow handle for use in Emergency-Stop circuits to VDE 0113			<b>CI-K2-PKZ0-NA-GR</b> 262681	
for motor protector with early-make contacts					
	with black/grey handle	IP55 UL/NEMA/ CSA 12, 3R	PKZM0-... +NHI or AGM +U or A +NHI-E +L-PKZ0 (2 pieces)	<b>CI-K2-PKZ0-NA-GV</b> 262682	Includes ground terminal connection, smooth sided base with drill starts
	with red/yellow handle for use in Emergency-Stop circuits to VDE 0113			<b>CI-K2-PKZ0-NA-GRV</b> 262683	
	Padlocking assembly accommodating up to 3 padlocks with a hasp thickness of 3 - 6 mm, for use on main switches to IEC/EN 60 204		CI-PKZ0-G(R)(V)	<b>SVB-PKZ0-CI</b> 035129	Padlockable in the Off position of the PKZM 0 manual motor protector
For motor protector combinations					
	Door coupling handle (R)H-PKZ0 (IP 65, UL/NEMA/CSA 12)	IP 65 UL/NEMA/ CSA 1, 12, 13, 4X indoor	PKZM0-.../S(E)00 +NHI or NHI...S +NHI-E +R(H) +L-PKZ0 (2 pieces)	<b>CI23X-125-NA</b> 002209	Mounting depth 125 mm, additional M3-CI23 mounting plate required
				<b>CI23X-150-NA</b> 002212	Mounting depth 150 mm, additional M3-CI23 mounting plate required
<b>Insulated enclosures for flush mounting</b>					
for motor protectors					
	cover with opening to accommodate front of motor protector	Front IP 40 UL/NEMA/ CSA 1	PKZM0-... +NHI or U or A +L-PKZ0 (2)	<b>E-PKZ0</b> 072906	Includes ground terminal connection
	with black/grey rotary handle	Front IP 55	PKZM0-... +NHI+NHI-E or U+NHI-E or A+NHI-E +L-PKZ0 (2)	<b>E-PKZ0-G</b> 072907	
	with red/yellow handle for use in Emergency-Stop circuits to VDE 0113			<b>E-PKZ0-GR</b> 072908	
	padlocking accessory to accommodate up to 3 padlocks with a hasp thickness of 3 - 6 mm		E-PKZ0-G(R)	<b>SVB-PKZ0-E</b> 035127	Padlockable in the Off position of the PKZM 0 manual motor protector
<b>Mounting plate</b>					
	Galvanized steel thickness 3mm, including mounting screws		CI23X-125(150)-NA	<b>M3-CI23</b> 019709	